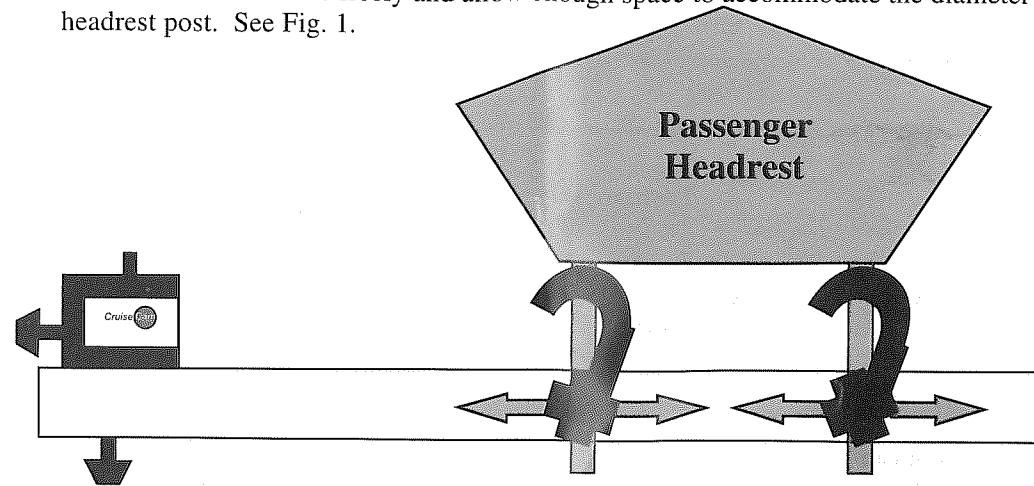


CruiseCam™ Mounting Instructions

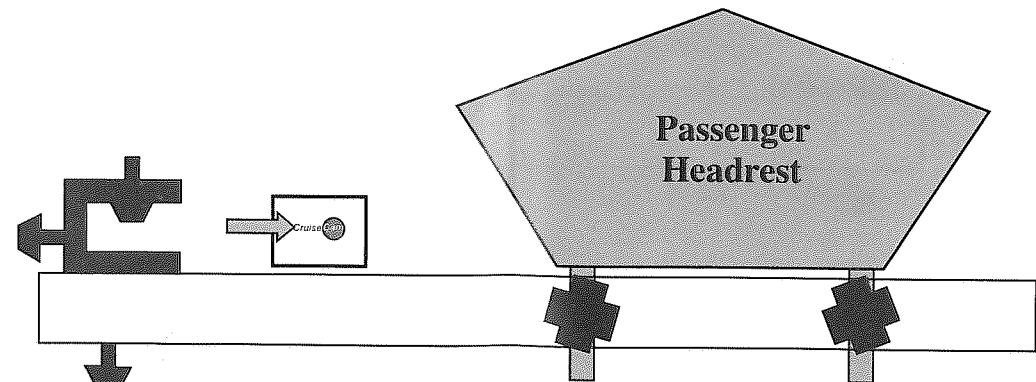
1. Adjust the seats to comfortably fit your driving style.
2. Raise the passenger seat headrest to its highest position.
3. Loosen the **CruiseCam™** *clamping hooks* by turning the *clamping hook knobs*. The hooks should then slide freely and allow enough space to accommodate the diameter of a headrest post. See Fig. 1.

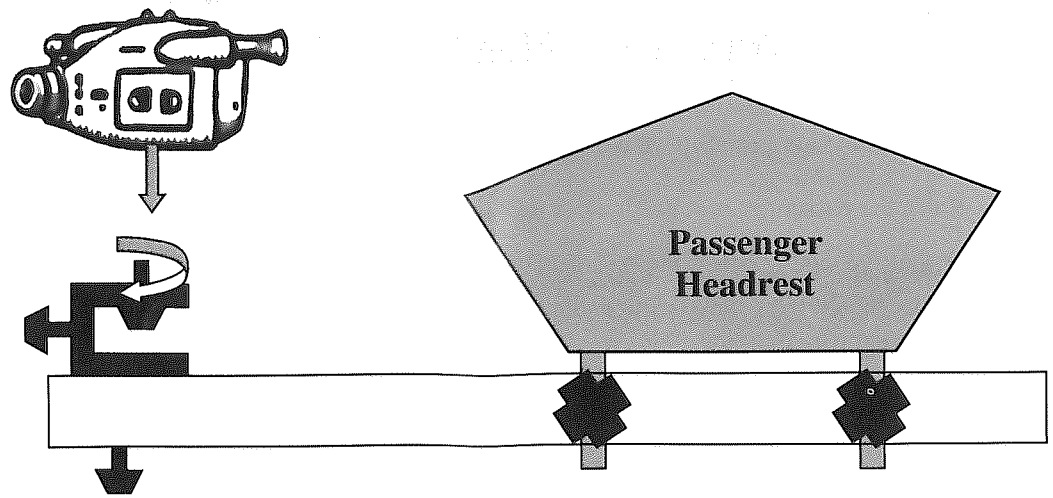


Loosen Knobs and Slide Hooks into Position

Fig. 1

4. Place the **CruiseCam™** mount across the passenger seat top, level and centered behind the seat's headrest. The *camera mount* is oriented toward the driver's side. Adjust each *clamping hook's* position to match with a headrest post.
5. Using the *clamping hook knobs*, tighten the *clamping hooks* securely to the headrest posts. When turning the knobs, alternately tighten each side, to an even firmness.
6. Remove the rubber *bumper* by sliding it towards the passenger side. Return the passenger headrest to the lowest position to help maximize stability. See below.

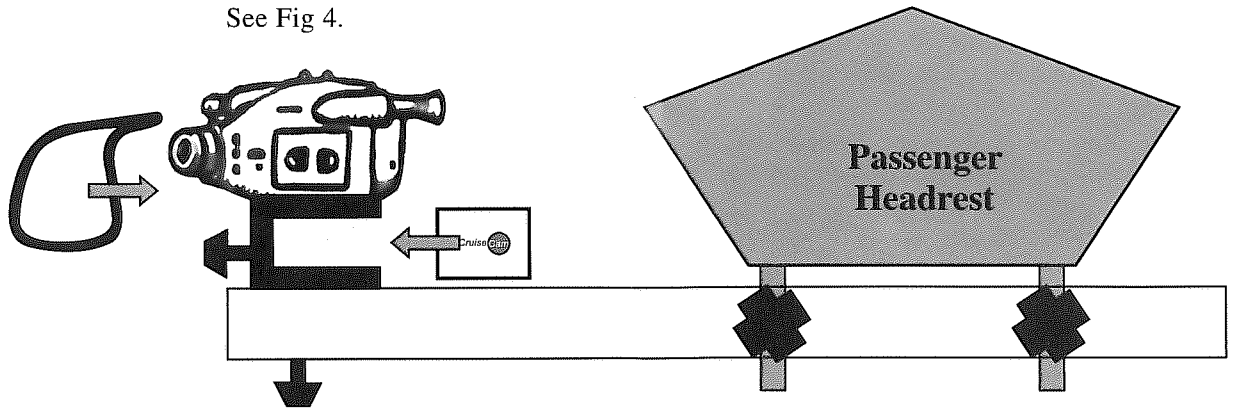




Position, Lower, and Spin Camera

Fig. 3

7. Position your camera (bottom side down) over the *camera mount* screw. Your camera has a standard-sized, internally threaded inlet, located on its bottom side. Connect the camera to the *camera mount* by holding the *camera mount knob* stationary and slowly spinning the camera onto the screw. See Fig.3
8. The camera mount can be aimed at different angles (vertical tilt or pitch) and adjusted to different directions (horizontal sweep or yaw), by using the side and bottom knobs.
9. When everything is secured and tightened, focus the camera, press record and test your field of view.
10. Re-attach the rubber *bumper* by sliding it onto the “tongue and groove” joint formed by the *mounting rail* and *camera mount base*. Follow the *bumper’s* directional arrow. See Fig 4.



Slide on Safety Cup

Fig. 4

11. Attach the *safety strap* by wrapping it around the **CruiseCam™** bar and video camera. Start filming! Remove the **CruiseCam™** from the headrest when not in use.