


The Motorsports HERO camera housing quick-release clicks on and off of the supplied curved and flat surface mounts. The curved surface mounts allow you to attach your Motorsports HERO camera to helmets or other curved surfaces. **IMPORTANT!** When attaching the curved and flat mounts to your helmet or gear, be sure to carefully clean the surface with rubbing alcohol for best results.

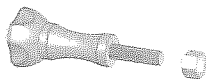
The suction cup makes it easy to mount your camera onto windshields, exterior bodywork, boat hulls, and other surfaces that are compatible with suction cups. You can remove the quick-release buckle from the bottom of the housing and attach the suction cup directly to the bottom of the housing with the thumb screw and nut. You can also attach part or all of the side mount pivot arms to the suction cup for added pivot adjustability.

Need more mounts or high performance doublestick tape? The tape is 3M VHB 4991 2.5 mm thick tape and you can buy GoPro's Grab Bag of additional mounts at one of our retailers or online at [www.goprocamera.com](http://www.goprocamera.com).

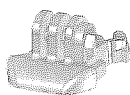
**Learn about more GoPro mounts for Surf / Skate / Snow / Kayak / Motorsports at [www.goprocamera.com](http://www.goprocamera.com)**



Camera housing (waterproof to 100' / 30m)



Pivot adjust thumb screw and nut



Quick-release buckle



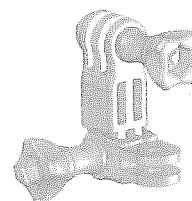
Vertical surface quick-release buckle allows for back pivot on vertical surfaces



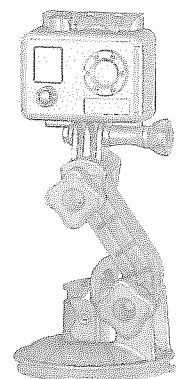
Curved surface stick-on mount for helmets and other curved surfaces



Flat surface stick-on mount



Side-mount pivot arms connect to camera housing, quick-release buckles, and suction cup for increased pivot angle adjustment



High grip suction cup for interior and exterior mounting. Combine with pivot arm for maximum angle adjustment.

